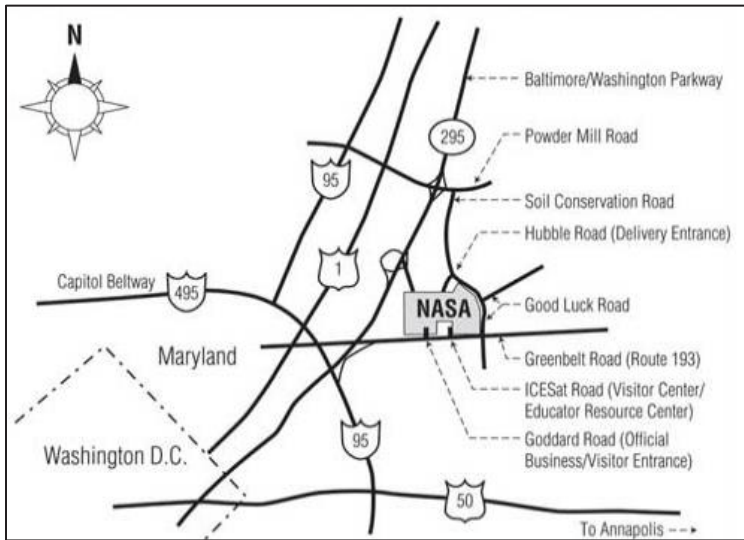


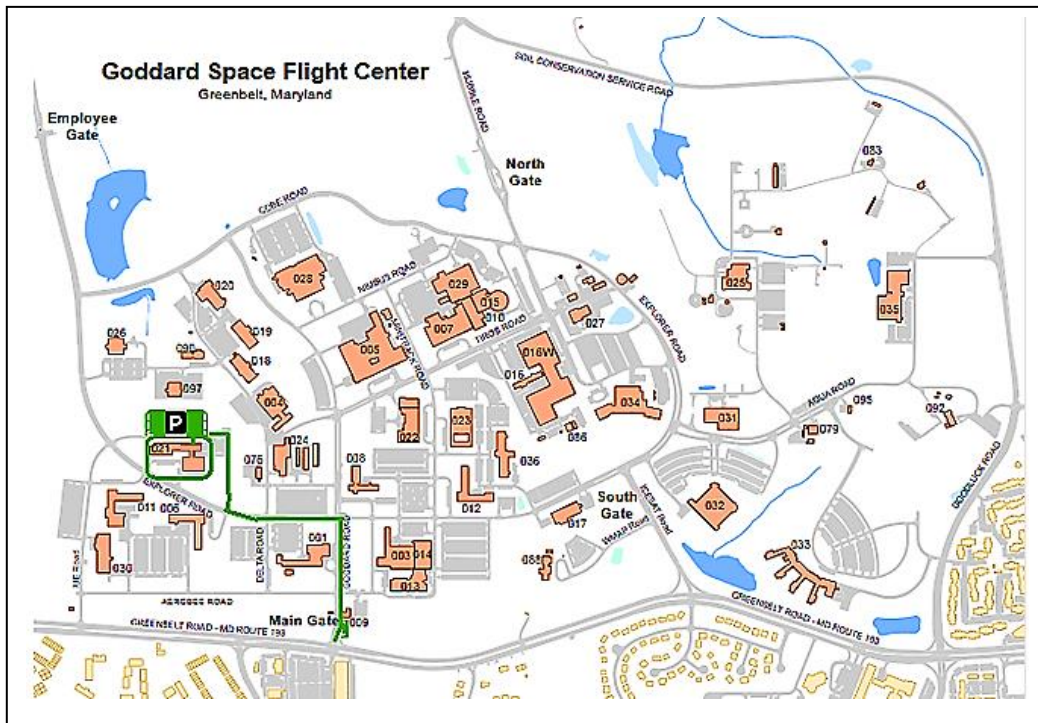
# Fedora User's Group Meeting, October 3-4, 2017

## Getting to Goddard

The Goddard Space Flight Center is located at 8800 Greenbelt Road, Greenbelt, Maryland 20771.



Get maps and door-to-door driving directions to NASA Goddard from [+Google Maps](#), [+Yahoo! Maps](#), and [+MapQuest](#).



## Lunch Options

The **Building 21 Cafeteria** offers multiple dine-in options, including made-to-order sandwiches, a grill station, pizza and panini, and robust salad and hot bars. The cafeteria is located on the lower (B1) level in Building 21, directly below the Library.

The **Building 1 Food Court** features multiple take-away options, including Subway, Hana Noodles & Sushi, Grab & Go Sushi, and the ILC Mexican Grill.

# Instructions for Getting on Goddard & Parking

Once you arrive at Goddard, please park and stop in at the Main Gate, which is located directly across from Cipriano Plaza on Greenbelt Road.

**Important note:** NASA Goddard Space Flight Center has restricted access, so there are additional procedures for entry.

We have requested that a one-day, unescorted visitor's badge be created for you. It should be available for pick-up in the Security Office, which is located at the Main Gatehouse. Be sure to bring with you a government-issued identification, such as a driver's license or US passport to verify your identity—no picture ID, no entry.

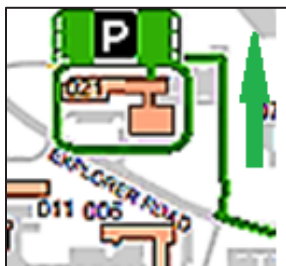
*If your name cannot be found or you encounter any other snafu, please contact the Library by calling 301.286.7218, and someone will come over to escort you onto the Center.*

Once you have checked-in at the Main Gatehouse and obtained your one-day visitor's badge, please stop at the Main Gate Guard/Checkpoint Station and present your visitor's badge with your identification to the guard.

## Getting from the Main Gate to Building 21, and Where to Park

From the Main Gate Guard/Checkpoint to Building 21 is approximately 3/10 of a mile.

- Proceeding from the Main Gate Guard/Checkpoint Station, you will already be on **Goddard Road**.
- Drive straight ahead to the first stop sign (a 4-way stop sign), and turn left onto **Explorer Road**.
- Proceed on **Explorer Road**, and continue straight through the next stop sign (crossing **Delta Road**).
- Continue driving straight, and make the next right, which will take you behind Building 21, a Mid-Century **red brick building** with a flat roof.
- Drive around the first parking lot and loading dock, and proceed to the larger parking lot behind Building 21.



From the parking lot, walk to the building's back entrance (directly across from the parking lot), and follow the signage to the first elevator. From the elevator, press 1 for the first floor. The Library's Main Entrance will be at the end of the hallway, up four stairs, and through the glass doors.

Please sign in at the registration table, which will be available directly inside of the glass doors of the GIC<sup>2</sup>. If you have any problems getting in, please call April Tinsley (301-286-7217) at the Information Desk.