

Email Subscriptions

[Introduction](#)
[Adding new subscriptions](#)
[Managing your subscriptions](#)
[Enable sending out emails](#)

Introduction

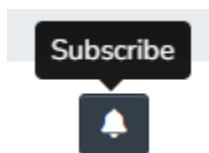
This [feature](#) is available in 7.5 or later.

Registered users can subscribe to communities or collections in DSpace. After subscribing, users will receive a regular email containing the new and modified items in the communities/collections they are subscribed to.

Adding new subscriptions

Adding new email subscriptions is only available to users who are logged in.

In the User interface, browse to the Community or Collection you wish to subscribe to, and click on the Subscribe button.



After clicking that button, you'll see a popup window which allows you to select the frequency of subscription you'd like.

Subscriptions

×

Publications

Community

Content:

☐ Daily

☐ Weekly

☐ Monthly

Close

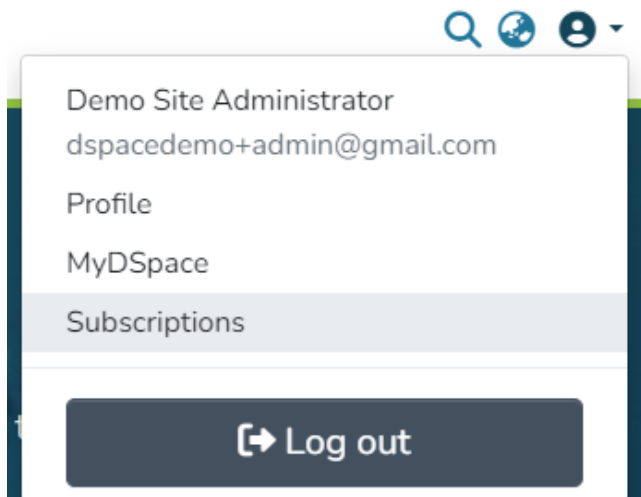
Submit

Currently, three frequency options are available:

- Daily: Receive a daily email of Items under the Community/Collection which have been updated in the last day.
- Weekly: Receive a weekly email of Items under the Community/Collection which have been updated in the last week.
- Monthly: Receive a monthly email of Items under the Community/Collection which have been updated in the last month.

Managing your subscriptions


To manage your subscriptions, visit your "Subscriptions" page under your user profile:



From this page, you are able to see all your current Community/Collection subscriptions. You can choose to edit or delete any in the list.

Enable sending out emails

Run "subscription-send" to enable

 NOTE: Until you enable the "subscription-send" script, users will not receive the email updates for their subscriptions. It is HIGHLY RECOMMENDED to enable this script via [Scheduled Tasks via Cron](#). See sample settings on that page.

To send out the subscription emails you MUST invoke the **subscription-send** script from the DSpace command-line or Processes UI. It is advised to setup this script as a [Scheduled Tasks via Cron](#). See sample settings on that page.

```
# Example of running subscription-send to send out all "Daily" subscription emails
./dspace subscription-send -f D
```

This script requires the "-f" (--frequency) parameter with a value of "D" (Daily), "W" (Weekly), or "M" (Monthly). Keep in mind, you will want to schedule it to run on a Daily, Weekly and Monthly basis to send the appropriate emails.