

# Islandora Bookmark

## Overview

The Islandora Bookmark module allows users to build, manage, share, track via RSS, and export lists of Islandora objects.

A user's lists are managed at /islandora-bookmark. Objects can be added to existing lists in two ways:

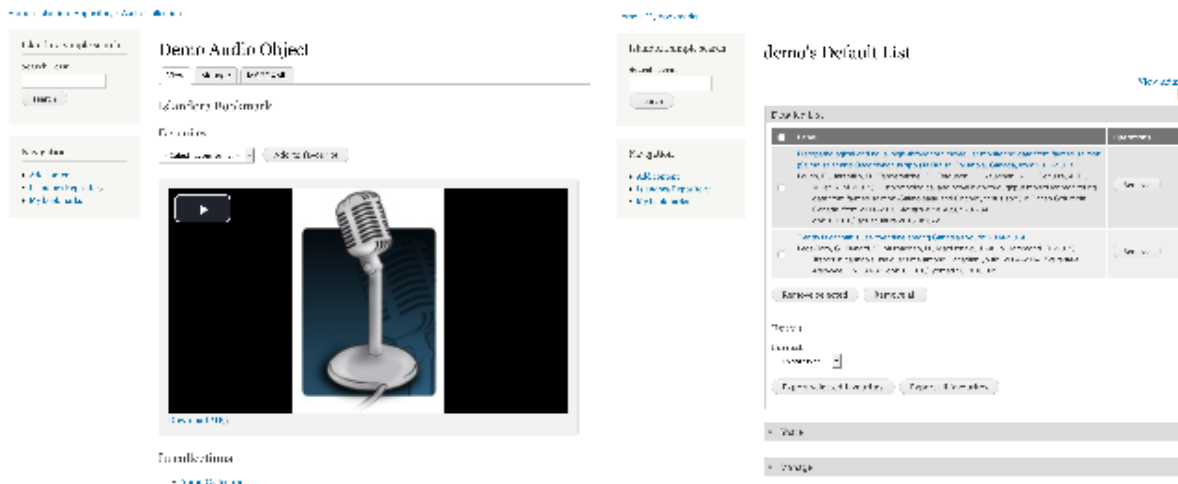
1. Through individual object pages: if the "Islandora Bookmark" block has been enabled, it will allow users to bookmark the current object.
2. Through Solr searches: if the "Bookmark" Solr display profile (and Solr itself) is enabled, users can select and add objects to their bookmark lists from search result pages. Direct export from search result pages is also possible.

Users can share lists (view-only) with other users, or the world. If available to the world, an RSS feed can be used to monitor additions to the list.

Lists can be exported as CSV (default fields: Title, PID). The included submodule, Islandora Bookmark CSV Exports, allows administrators to configure the fields of the CSV using Solr fields. The Islandora Bibliography module also supplies additional export formats (RIS, RTF, and PDF) which treat the object metadata as citation data and format it accordingly.

Screenshots:

## Screenshots



## Dependencies

- [Islandora Core Module](#)
- [Islandora Solr](#) (optional, provides batch addition to lists)
- Islandora Bookmark CSV Exports (optional, included as a submodule, provides CSV field configuration, requires Solr)
- Islandora Bibliography (optional, provides RIS, RTF, and PDF export formats)

## Configuration

To configure this module,

1. Grant permissions to the users who should be able to create bookmark lists.
2. Configure options for this module including whether users get "Default lists".
3. Provide a link to "My Bookmarks" (/islandora-bookmarks) for users with bookmark lists.
4. (Optional) Place the "Islandora bookmark" block so that users can add objects from object pages.
5. (Optional) Enable and make accessible the Solr display profile so that users can add objects from Solr result pages.
6. (Optional) Configure export formats.

## 1. Permissions

Set the permissions for the Bookmark module in **Administration » People » Permissions** (/admin/people/permissions).

- **Administer Islandora Bookmark** - This is the permission for changing the module configuration settings, and should only be granted to administrators.
- **Use Islandora Bookmark** - Create, manage, and add new bookmarks to bookmark lists. Grant to any role that needs to be able to add objects to a list, including anonymous users (users without an account) if desired.
- **Share bookmarks** - Share bookmarks with other users, including Everyone (the public).

- **Export bookmarks** - Export bookmark lists.

Anonymous user's lists are not saved permanently, and cannot be shared. If an anonymous user adds items to a bookmark list, and then logs in, those items will be added to a new list, or appended to their default list.

## 2. Module Options

Go to **Administration » Islandora » Islandora Utility Modules » Bookmark** (/admin/islandora/tools/islandora-bookmark) to configure the module.

- The "name of the type of list" defaults to "bookmark" so interface cues refer to lists as "bookmark lists", "Export selected bookmarks", etc. This can be configured to be "favourite lists", "Export selected favourites", for example.
  - Note: This generalization is imperfect and the word "Bookmark" is hard coded in a few places in the interface. Most of them can be overridden by configuring blocks and menus.
- The "Bookmarks overview table" variable refers to the number of "Bookmark Lists" that appear per page at My Bookmarks (/islandora-bookmarks).
- "Detailed bookmark table" variable refers to the number of objects that appear per page within a Bookmark list.
- A "Default list" can be automatically created for users when they log in.
  - If you check this option, you will need to log out and back in for your default list to be created.
  - Users cannot delete their default bookmark list.

[Home](#) » [Administration](#) » [Islandora](#) » [Islandora Utility Modules](#)

## Bookmark

**The name of the type of list.**

**Bookmarks overview table**

Number of Bookmarks shown per page

**Detailed bookmark table**

Number of objects shown per page

☒ Create a default list for users?

**Default list name**

The name of the default user list. To use the user's name in the field use '@username'.

☐ Share new default lists with everyone?

## 3. "My Bookmarks"

The My Bookmarks page is at /islandora-bookmarks. This is where users create and manage their lists, so there should be a way to navigate to it. By default, there is a "My bookmarks" link in the Navigation menu, but not all themes make this available to all users. Consider adding a link to an exposed menu, or placing a custom block.

[Home](#)

Islandora simple search

search

Navigation

- Add content
- Import Entities from CSV
- Islandora Batch Queue
- Islandora Batch Sets
- Islandora Repository
- ▼ My bookmarks

## My bookmarks

[Overview](#)
[Add](#)

Bookmark lists owned

List name	Owner	Description
<a href="#">admin's Default List</a>	admin	

Bookmark lists shared with me

No bookmark lists are currently being shared with you.

[Home](#) » [My bookmarks](#)

Islandora simple search


Search Term

search

Navigation

- Add content
- Islandora Repository
- ▼ My bookmarks

## demo's Default List

[View Admin](#)


Detailed List

<input type="checkbox"/>	Label	Operations
<input type="checkbox"/>	<a href="#">Histopathological and novel high-throughput molecular monitoring data from farmed salmon (Salmo salar and Oncorhynchus spp.) in British Columbia, Canada, from 2011–2013</a> Laurin, E., Jaramillo, D., Vanderstichel, R., Ferguson, H., Kaukinen, K. H., Schulze, A. D., ... Miller, K. M. (2019). Histopathological and novel high-throughput molecular monitoring data from farmed salmon (Salmo salar and Oncorhynchus spp.) in British Columbia, Canada, from 2011–2013. <i>Aquaculture</i> , 499, 220-234. doi:10.1016/j.aquaculture.2018.08.072	<div>Remove</div>
<input type="checkbox"/>	<a href="#">Trends in cannabis use over time among Canadian youth: 2004–2014</a> Leos-Toro, C., Rynard, V., Murnaghan, D., MacDonald, J. -A., & Hammond, D. (2019). Trends in cannabis use over time among Canadian youth: 2004–2014. <i>Preventive Medicine</i> , 118, 30-37. doi:10.1016/j.ypmed.2018.10.002	<div>Remove</div>

Remove selected

Remove all

Export

Format

- Export type -

Export selected favourites

Export all favourites

► Share

► Manage

## 4. Bookmark Block

The Islandora Bookmark block provides a way to add a single object to a Bookmark list from that object's page. It needs to be configured to appear at **Structure » Blocks** (/admin/structure/block) in a region such as Content or First Sidebar. It automatically appears on all Islandora object pages. Once an object has been bookmarked, the block will show a link to the bookmark list(s) that contains that object. (Note: After you add this block to a region, you may have to clear the cache (**Configuration » Performance » Clear all caches**) in order to see the new block as you browse pages.)

The Bookmark Tool will not display until at least one list exists for bookmarks to be added to.

[Home](#) » [Islandora Repository](#) » [Audio Collection](#)

Islandora simple search

Search Term

search

Navigation

- ▶ [Add content](#)
- ▼ [Islandora Repository](#)
- ▶ [My bookmarks](#)


## Demo Audio Object

View Manage MARCXML

### Islandora Bookmark

Favourites:

- Select favourite list - Add to favourite



Download MP3

In collections

- [Audio Collection](#)

## 5. "Bookmark" display profile for Solr search results

To allow users to select and bookmark objects based on a Solr search:

1. Enable the 'Bookmark' Display Profile in **Administration » Islandora » Solr index » Solr Settings** (/admin/islandora/search/islandora\_solr/settings).
2. Either make it the default display profile, or place the 'Islandora Displays' block in a visible region (/admin/structure/block) to allow the user to toggle between enabled Solr display profiles. In the screenshot below, the block is in the First Sidebar and the "Bookmark" profile has been selected.

Home » collection <sup>(6)</sup>

Islandora simple search

Search Term

search

Islandora displays

- Bookmark
- List (default)

Navigation

- Add content
- Islandora Repository
- My bookmarks

Search results

(1 - 20 of 25)

1 2 next » last »

Export to file

Format

- Export type -

Export all results

Export selected objects

Favourite

- Select favourite list -

Bookmark selected objects

Bookmark all results

View list

<input type="checkbox"/>	Label
<input type="checkbox"/>	Newspaper Collection
<input type="checkbox"/>	Video Collection
<input type="checkbox"/>	Book Collection
<input type="checkbox"/>	Compound Collection
<input type="checkbox"/>	Entity Collection
<input type="checkbox"/>	Audio Collection
<input type="checkbox"/>	PDF Collection
<input type="checkbox"/>	Web ARChive Collection
<input type="checkbox"/>	Disk Image Collection
<input type="checkbox"/>	Top-level Collection
<input type="checkbox"/>	Basic Image Collection
<input type="checkbox"/>	Large Image Collection
<input type="checkbox"/>	Citations

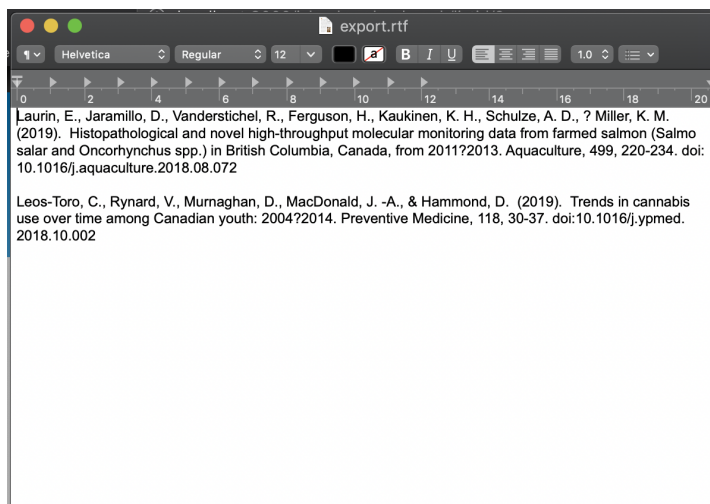
This mode can also be reached by adding **?display=bookmark** to the end of any Solr query URL.

## 5. Exporting bookmarks

Bookmarks can be exported from a Bookmark List's detail page at /islandora-bookmarks, or from Solr search results if enabled (see #5).

The bookmark module provides only CSV export, but other modules can provide their own export formats by implementing a hook (see islandora\_bookmark.api.php). By default, the CSV has two fields (Title, PID). If you also enable the module Islandora Bookmark CSV Exports, then you can configure the fields to include in the CSV.

The Islandora Bibliography module provides the following formats: RTF, RIS, PDF. This module uses Bibutils to format object metadata as citations, using configurable citation styles (by default only APA is available). The MODS <genre> tag is used to determine how to format the citation - see "About CSL" on the [Scholar Documentation](#) for more information.



## Customization

## Theme customizations

Table cells referencing the bookmarked objects in both bookmark lists and bookmark Solr results can be modified in one of the following ways:

- Overriding the default template file located at theme/islandora-bookmark-object-display.tpl.php.
- Using `hook_islandora_bookmark_object_markup()` to let another module define the content and markup.

## Downloads

[Release Notes and Downloads](#)

## Installation

Install as usual, see [this](#) for further information.